







## Laporan Kinerja Investasi DPLK Syariah Muamalat Bulan Desember 2022

### Return Paket Investasi (%) - All Product

PAKET INVESTASI	Return Bulanan (%)												Roi YOY (%)	Alokasi Asset	
	Dec-21	Jan-22	Feb-22	Mar-22	Apr-22	May-22	Jun-22	Jul-22	Aug-22	Sep-22	Oct-22	Nov-22			Dec-22
<b>Paket A</b> Deposito 89% Pasar Uang 11%	0.40%	0.40%	0.24%	0.41%	0.24%	0.38%	0.31%	0.25%	0.37%	0.32%	0.39%	0.58%	0.39%	4.29%	59%
<b>Paket B</b> Deposito 21% Sukuk 79%	0.82%	0.60%	0.86%	-0.04%	-0.07%	-0.54%	0.33%	0.46%	0.98%	-0.50%	-0.12%	2.02%	0.06%	4.03%	34%
<b>Paket C</b> Deposito 5% Reksadana 78% Saham 16%	1.25%	-1.63%	1.75%	0.82%	5.08%	-2.08%	-4.65%	2.03%	2.54%	-1.60%	0.29%	-0.61%	-2.08%	-0.14%	7%

### Return on Investment (%)

No	Instrumen	Dec-21	Jan-22	Feb-22	Mar-22	Apr-22	May-22	Jun-22	Jul-22	Aug-22	Sep-22	Oct-22	Nov-22	Dec-22	Roi (%)	Trend
															Yoy	
1	Deposito	0.41%	0.38%	0.20%	0.42%	0.24%	0.38%	0.31%	0.26%	0.37%	0.32%	0.35%	0.55%	0.38%	4.22%	
2	Sukuk Negara	0.76%	0.51%	0.69%	-0.20%	-0.15%	-1.29%	0.29%	0.66%	1.15%	-0.77%	0.03%	2.46%	-0.04%	3.32%	
3	Saham	-1.28%	-0.20%	2.06%	3.12%	5.07%	-1.12%	-4.76%	2.49%	2.08%	-1.31%	1.87%	0.36%	2.67%	12.26%	
4	Sukuk Korporasi	0.82%	0.57%	0.78%	0.00%	-0.10%	1.52%	0.38%	-0.24%	0.88%	-0.47%	-0.80%	1.79%	0.52%	4.78%	
5	Reksadana	1.71%	-1.98%	1.77%	0.42%	5.43%	-2.41%	-4.72%	2.02%	2.75%	-1.75%	-0.01%	-0.87%	-3.15%	-2.39%	
	<b>Return</b>	0.56%	0.29%	0.43%	0.29%	0.46%	-0.08%	0.00%	0.43%	0.71%	-0.08%	0.21%	0.98%	0.13%	3.76%	

Benchmark	Source	Oct-22			Nov-22			Dec-22		
		Return (%) Mtd	Return (%) Ytd	Return (%) YoY	Return (%) Mtd	Return (%) Ytd	Return (%) YoY	Return (%) Mtd	Return (%) Ytd	Return (%) YoY
7 Day Repo Rate	Bank Indonesia			4.75%			5.25%			5.50%
Suku bunga LPS	LPS			3.75%			3.75%			3.75%
Indeks RD Pendapatan Tetap Syariah	Pasardana	-0.14%	-1.40%	-1.11%	1.04%	-0.36%	-0.39%	0.03%	-0.24%	-0.24%
Indeks RD Campuran Syariah	Pasardana	0.38%	-0.45%	-1.78%	-0.35%	-0.80%	-1.70%	-1.83%	-2.46%	-2.46%
Indeks RD Saham Syariah	Pasardana	0.61%	3.16%	1.67%	-1.27%	1.86%	1.22%	-2.41%	-0.28%	-0.28%
Jakarta Islamic Index	Bursa Efek Indonesia	1.19%	10.02%	8.88%	-1.60%	8.26%	9.02%	-3.36%	4.63%	4.63%